



DOGON | GROUP

PROPERTIES

96 ON NEWLANDS
FINISHING SCHEDULE



96 ON
NEWLANDS

HEAD OFFICE 021 433 2580

dogongroup.com

A visionary company with decades of experience



DOGON | GROUP

PROPERTIES

COMPANY PARTICULARS

Established in 2002 and founded by Denise Dogon, Dogon Group Properties has proven to be a true real estate success story. The Dogon name has become synonymous with the proficient and effective marketing and selling of premium grade properties in Cape Town and particularly the sought-after Atlantic Seaboard. Dogon Group currently have offices in high profile positions in Sea Point and Southern Suburbs.

Dogon Group Properties prides itself on its unique and focused approach to marketing and sales, providing a comprehensive and tailored solution to ensure that sales occur at the optimum price within a compressed space of time. The company utilizes an evolved and distinctive sales force of highly adept and skilled sales agents who are selected for their extensive experience, professionalism and successful track records.

Headed by Managing Director Alexa Horne, Dogon Group has a dedicated in-house marketing department ensuring that focused and specialized marketing strategies are implemented. The powerful proprietary Dogon Group database combined with its eye-catching and prominent advertising, both in print and digital media, together with our visible network of sales offices support our strong performance on the Western Cape's Atlantic Seaboard, Southern Suburbs, Western Seaboard and surrounding areas.

DOGON GROUP PROPERTIES (PTY) LTD
REGISTRATION NO: 2002/020365/07
FIDELITY FUND CERTIFICATE NO: F110941
ALEXA HORNE (MANAGING DIRECTOR)

P O BOX 605 SEA POINT 8060
THE KINGS, 101 REGENT ROAD
SEA POINT, SOUTH AFRICA
TEL +27 21 433 2580
FAX +27 21 433 2781

SALES AGENT



PAUL UPTON
071 610 8088
paul@dogongroup.com
FFC: 0525859

HEAD OFFICE **021 433 2580**

dogongroup.com

A visionary company with decades of experience



FINISHES SPECIFICATION
96 NEWLANDS AVENUE, NEWLANDS

INDEX

1. EXTERNAL FINISHES
2. FLOOR FINISHES
3. INTERNAL WALL FINISHES
4. INTERIOR FIT OUT
5. KITCHEN APPLIANCES
6. SANITARY WARE

FINISHES SPECIFICATION
96 NEWLANDS AVENUE, NEWLANDS



1. EXTERNAL FINISHES

1.1 PACKED SLATE

AREA: EXTERIOR FEATURE WALLS & CHIMNEYS

PRODUCT SPEC: PACKED SLATE

SIZE: N/A

FINISH: COLOUR BLACK

NOTE: ELEVATIONS REPRESENT EXTENT OF STONE



1.2 COBBLE PAVING

AREA: DRIVEWAY

PRODUCT SPEC: REVELSTONE COBBLE

SIZE: 150x150mm

NOTE: TO BE LAID STAGGERED



1.3 TIMBER PERGOLA

AREA: BALCONIES & PATIOS

PRODUCT SPEC: MERANTI TIMBER

SIZE: 228x50mm & 145x50mm

FINISH: TREATED TIMBER

NOTE: COATING TO BE SPECIFIED



1.4 STEEL BALUSTRADES

AREA: SLIDING DOORS & BALCONIES

PRODUCT SPEC: 50mm x 100mm BLACK HANDRAIL

SIZE: 1m HIGH BALUSTRADE

NOTE: STEEL CABLES @ 100mm c/c PLACED HORIZONTALLY



FINISHES SPECIFICATION
96 NEWLANDS AVENUE, NEWLANDS



1. EXTERNAL FINISHES

1.5 GARAGE DOORS

AREA: GARAGE

PRODUCT SPEC: ALUMINIUM SECTIONAL OVERHEAD

SIZE: 2.15m & 4.88m WIDTH

FINISH: BLACK STAIN GARAGE DOOR (WITH HORIZONTAL GROOVES)

NOTE: AUTOMATED




1.6 LASER CUT GATE

AREA: MAIN VEHICULAR GATE

PRODUCT SPEC: ALUMINIUM LASER CUT SCREEN

SIZE: VARIOUS SIZES RECTANGULAR CUT OUTS

FINISH: POWDER COATED OR ANODIZED



1.7 ALUMINIUM SLIDING DOORS & WINDOWS (DOUBLE GLAZED)

AREA: LIVING ROOM, DINING, KITCHEN, BEDROOM, PJ LOUNGE, BATHROOM

PRODUCT SPEC: HBS NUNKLIP GALAXY SLIDING SYSTEM

SIZE: 2.4m U/S LINTEL HEIGHT, 120mm WIDE DOOR FRAME

FINISH: COLOUR CHARCOAL, DARK UMBER GREY ANP 3057

NOTE: DOUBLE GLAZING TO KITCHEN, LOUNGE & BEDROOM

NOTE: LAMINATED GLASS TO NARROW WINDOWS

NOTE: INCLUDES POSTBOX FLUSH PULL HANDLE & CYLINDER LOCK



FINISHES SPECIFICATION
96 NEWLANDS AVENUE, NEWLANDS



1. EXTERNAL FINISHES

1.8 STEEL COLUMNS (PERGOLA)

AREA: OUTDOOR BALCONY & PATIO

PRODUCT SPEC: 75mm X 75mm SQUARE STEEL COLUMNS

COLOUR: BLACK



1.9 SWIMMING POOL (OPTIONAL)

AREA: GARDEN

PRODUCT SPEC: BRICK AND MOTAR POOL WITH FIBRE LINING

NOTE: 700X100mm REVELSTONE OVERHANGE COPPING TO PERIMETRE

NOTE: STRUCTURE PREPARED FOR POOL.

NOTE: POOL COVER BY PURCHASER

NOTE: OPTIONAL POOL HEATING SYSTEMS BY PURCHASER



1.10 PLASTER & PAINT (WHITE PAINT)

AREA: OUTDOOR WALLS

PRODUCT SPEC: PLASTER AND PAINT

COLOUR: REFER TO ARCHITECTURAL GUIDELINES

NOTE: REFER TO ELEVATIONS FOR EXTENT OF PAINT




1.11 PLASTER & PAINT (BLACK PAINT)

AREA: OUTDOOR WALLS

PRODUCT SPEC: PLASTER AND PAINT

COLOUR: REFER TO ARCHITECTURAL GUIDELINES

NOTE: REFER TO ELEVATIONS FOR EXTENT OF PAINT



FINISHES SPECIFICATION
96 NEWLANDS AVENUE, NEWLANDS



2. FLOOR FINISHES


2.1 INTERNAL FLOOR TILE

AREA: BATHROOM
PRODUCT SPEC: LIGHT GREY PORCELAIN TILE
SIZE: 900mm x 900mm
NOTE: GROUTING COLOUR TO MATCH



2.2 BATHROOM SHOWER FLOOR TILE

AREA: BATHROOMS
PRODUCT SPEC: LIGHT GREY PORCELAIN TILE
SIZE: 900mm x 900mm
NOTE: GROUTING COLOUR TO MATCH



2.3 EXTERIOR BALCONY FLOOR TILE

AREA: BALCONIES
PRODUCT SPEC: EXTERNAL NON-SLIP TILE
SIZE: 900mm x 900mm
COLOUR: GREY
NOTE: GROUTING COLOUR TO MATCH



2.4 EXTERIOR PATIO FLOOR TILE

AREA: PATIOS
PRODUCT SPEC: EXTERNAL NON-SLIP TILE
SIZE: 900mm x 900mm
COLOUR: GREY
NOTE: GROUTING COLOUR TO MATCH



FINISHES SPECIFICATION
96 NEWLANDS AVENUE, NEWLANDS



2. FLOOR FINISHES

2.5 GARAGE FLOOR FINISH

AREA: GARAGE

PRODUCT SPEC: PAINTED TO SPEC.

FINISH: COLOUR TO BE CONFIRMED



2.6 TIMBER FLOORING

AREA: LOUNGE, DINING, KITCHEN, ENTRANCE, PJ LOUNGE

PRODUCT SPEC: OAK

NOTE: HERRINGBONE PATTERN



2.7 CARPET

AREA: BEDROOMS

PRODUCT SPEC: GREY



2.8 SKIRTINGS

AREA: LIVING ROOM, DINING, KITCHEN, BEDROOMS, PJ LOUNGE

PRODUCT SPEC: PAINTED HARDWOOD

SIZE: 100mm x 22mm HIGH SKIRTING STRIP

COLOUR: TO SPECIFICATION



FINISHES SPECIFICATION
96 NEWLANDS AVENUE, NEWLANDS



3. INTERNAL WALL FINISHES

3.1 WALL TILES (SPLASH BACKS)

AREA: KITCHEN & SCULLERY

PRODUCT SPEC: WHITE PORCELAIN TILE WITH GRAIN

SIZE: 1200mm x 600mm

NOTE: GROUTING COLOUR TO MATCH



3.2 WALL TILES (SHOWER WALLS)

AREA: BATHROOMS

PRODUCT SPEC: WHITE PORCELAIN TILE WITH GRAIN

SIZE: 1200mm x 600mm

NOTE: GROUTING COLOUR TO MATCH



3.3 PLASTER & PAINT

AREA: INTERNAL SPACES

PRODUCT SPEC: PLASTER, SKIM AND PAINT

COLOUR: REFER TO ARCHITECTURAL GUIDELINES

NOTE: REFER TO ELEVATIONS FOR EXTENT OF PAINT



FINISHES SPECIFICATION
96 NEWLANDS AVENUE, NEWLANDS



3. INTERNAL WALL FINISHES

3.4 1 x FEATURE WALL (PAINT)

AREA: BEDROOM

PRODUCT SPEC: PLASTER AND PAINT

COLOUR: REFER TO ARCHITECTURAL GUIDELINES

NOTE: REFER TO ELEVATIONS FOR EXTENT OF PAINT



3.5 1 x FEATURE WALL (TIMBER)

AREA: BATHROOM (WC)

PRODUCT SPEC: OAK (VERTICAL STRIPS)

SIZE: N/A

NOTE: TO BE DECIDED BY BUYER



3.6 1 x FEATURE WALL (ABOVE FIRE PLACE IN LOUNGE)

AREA: LIVING ROOM

PRODUCT SPEC: BLACK PORCELAIN TILE WITH GRAIN

SIZE: 1200mm x 600mm

NOTE: SUPPLIER TO PURCHASER'S SELECTION



FINISHES SPECIFICATION
96 NEWLANDS AVENUE, NEWLANDS



4. INTERIOR FIT OUT

4.1 INTERIOR CEILINGS

AREA: INTERIOR SPACES

PRODUCT SPEC: SKIMMED & PLASTER GYPSUM BOARD

COLOUR: WHITE

NOTE: SHADOWLINE ALONG ALL CEILING EDGES




4.2 LIGHT FITTINGS

AREA: ABOVE DINING TABLE

PRODUCT SPEC:

SIZE: TO FIT WITHIN ALLOWANCE

NOTE: ALL PENDANTS & WALL LIGHTS TO BE FINALISED



4.3 LIGHT FITTINGS (GENERAL LIGHTING)

AREA: INTERIOR SPACES & BALCONIES

PRODUCT SPEC: ENERGY EFFICIENT LED DOWNLIGHTS

SIZE: TO FIT WITHIN ALLOWANCE

NOTE: ALL PENDANTS & WALL LIGHTS TO BE FINALISED



4.4 INTERNAL DOOR & FRAMES

PRODUCT SPEC: HARDWOOD DOORS WITH FRAME

SIZE: 2400mm x 813mm DOOR LEAF WITH HORIZONTAL REBATES

SIZE: 90mm x 70mm HARDWOOD FRAME

FINISH: PAINTED



FINISHES SPECIFICATION
96 NEWLANDS AVENUE, NEWLANDS



4. INTERIOR FIT OUT

4.5 INTERNAL DOOR IRONMONGERY

AREA: ALL INTERIOR DOORS, EXCLUDING ALUMINIUM SLIDING DOORS

PRODUCT SPEC: S/S HANDLES ON ROSE & ESCUSHION

NOTE: 4 LEVER LOCKS

NOTE: S/S HINGES



4.6 INTERIOR JOINERY (BEDROOMS & KITCHEN)

AREA: KITCHENS & BEDROOMS

PRODUCT SPEC: DUCO MATT

SIZE: TO BE CONFIRMED

FINISH: DUCO COLOUR WHITE

NOTE: FINGER GRIP SURROUND

NOTE: BLUM HARDWARE



4.7 INTERIOR JOINERY (TOP CUPBOARDS)

AREA: KITCHENS

PRODUCT SPEC: DUCO MATT

SIZE: TO BE CONFIRMED

FINISH: DUCO COLOUR CHARCOAL

NOTE: FINGER GRIP SURROUND



4.8 COUNTER TOP (KITCHEN)

AREA: KITCHEN

PRODUCT SPEC: BLACK LEATHERED GRANITE

NOTE: TO BE DECIDED BY BUYER



FINISHES SPECIFICATION
96 NEWLANDS AVENUE, NEWLANDS



4. INTERIOR FIT OUT

4.9 INTERIOR JOINERY (VANITIES)

AREA: BATHROOMS

PRODUCT SPEC: GIO SIMPLICITY VANITY

FINISH: OAK

NOTE: 1200 VANITY TO MASTER BEDROOM

NOTE: 600 VANITY TO BEDROOMS

NOTE: 460 VANITY TO GUEST TOILET



4.10 ELECTRICAL SWITCHGEAR & LIGHTING CONTROL

AREA: INTERIOR SPACES & PATIO

PRODUCT SPEC: LE GRAND ARTEOR RANGE WITH COVERS

COLOUR: BLACK OR WHITE

NOTE: PURCHASER'S REQUIREMENTS TO BE CONFIRMED



4.11 HEATING & COOLING (OPTIONAL)

AREA: LIVING ROOM AND BEDROOMS

PRODUCT SPEC: AIR CONDITIONING UNITS

NOTE: SPLIT UNIT AIR CONDITIONING

NOTE: TO SPECIALIST'S DETAIL



FINISHES SPECIFICATION
96 NEWLANDS AVENUE, NEWLANDS



5. KITCHEN APPLIANCES

5.1 OVEN

AREA: KITCHEN

PRODUCT SPEC: SIEMENS 90cm BUILT-IN ELECTRIC OVEN

SIZE: 896mm x 594mm x 570mm

FINISH: STAINLESS STEEL WITH BLACK FRONT

SUPPLIER: SIEMENS



(VB554DFR0)

5.2 HOB

AREA: KITCHEN

PRODUCT SPEC: SIEMENS 90cm GAS CERAMIC HOB

SIZE: 912mm x 520mm

FINISH: CERAMIC TOP SHEET WITH CAST IRON PAN SUPPORT

SUPPLIER: SIEMENS



(ER9A6SD70Z)

5.3 EXTRACTOR FAN

AREA: KITCHEN

PRODUCT SPEC: SIEMENS ISLAND CHIMNEY HOOD

SIZE: 898mm x 600mm

FINISH: STAINLESS STEEL

SUPPLIER: SIEMENS



(LF97BBM50)

5.4 INTEGRATED MICROWAVE

AREA: KITCHEN

PRODUCT SPEC: SIEMENS COMPACT MICROWAVE & OVEN

SIZE: 594mm x 455mm x 548mm

FINISH: STAINLESS STEEL WITH BLACK FRONT

SUPPLIER: SIEMENS



(ET375FFP1E)

FINISHES SPECIFICATION
96 NEWLANDS AVENUE, NEWLANDS



6. SANITARY WARE

6.1 BASIN

AREA: ALL BATHROOMS

PRODUCT SPEC: GEBERIT VARIFORM COUNTERTOP BASIN

SIZE: 550mm x 400mm x 178mm

FINISH: WHITE

SUPPLIER: ON TAP PLUMBING & BATHROOMS



6.2 BASIN MIXER

AREA: ALL BATHROOMS

PRODUCT SPEC: TALIS 190 BASIN MIXER (HANSGROHE)

SIZE: 154mm x 46mm x 332mm

FINISH: CHROME

SUPPLIER: ON TAP PLUMBING & BATHROOMS



6.3 BATH

AREA: MASTER BATHROOM & UNIT 1 BATHROOM 2

PRODUCT SPEC: LIVINGSTONE BATHS CHARLOTTE FREE STANDING

SIZE: 1600mm x 735mm x 530mm

FINISH: WHITE (POLISHED OR MATT TO BE CONFIRMED)

SUPPLIER: ON TAP PLUMBING & BATHROOMS



6.4 BATH MIXER

AREA: MASTER BATHROOM & UNIT 1 BATHROOM 2

PRODUCT SPEC: TALIS S BATH MIXER HANSGROHE

SIZE: 120mm x 150mm x 150mm

FINISH: CHROME

SUPPLIER: ON TAP PLUMBING & BATHROOMS



FINISHES SPECIFICATION
96 NEWLANDS AVENUE, NEWLANDS



6. SANITARY WARE

6.5 BATH SPOUT

AREA: MASTER BATHROOM

PRODUCT SPEC: NIKKI WALL MOUNTED SPOUT

FINISH: CHROME

SUPPLIER: -



6.6 SHOWER HEAD

AREA: ALL BATHROOMS

PRODUCT SPEC: LA GIO BELLA ROUND ROSE

SIZE: 250mm DIAMETER

FINISH: STAINLESS STEEL

SUPPLIER: ON TAP PLUMBING & BATHROOMS



6.7 SHOWER ARM

AREA: ALL BATHROOMS

PRODUCT SPEC: LA GIO BELLA CEILING SHOWER ARM

SIZE: 24mm x 150mm

FINISH: CHROME

SUPPLIER: ON TAP PLUMBING & BATHROOMS



6.8 SHOWER MIXER

AREA: ALL BATHROOMS

PRODUCT SPEC: TALIS S BATH MIXER HANSGROHE

SIZE: 120mm x 150mm x 150mm

FINISH: CHROME

SUPPLIER: ON TAP PLUMBING & BATHROOMS



FINISHES SPECIFICATION

96 NEWLANDS AVENUE, NEWLANDS



6. SANITARY WARE

6.9 ACTUATOR PLATE

AREA: ALL BATHROOMS

PRODUCT SPEC: ALPHA 15 DUAL FLUSH GEBERIT

SIZE: 213mm x 16mm x 142mm

FINISH: BRIGHT CHROME

SUPPLIER: ON TAP PLUMBING & BATHROOMS



6.10 TOILET

AREA: ALL BATHROOMS

PRODUCT SPEC: WALL MOUNTED CONCEALED CISTERN GEBERIT

SIZE: 540mm

FINISH: WHITE HIGH GLOSS

NOTE: SOFT CLOSE SEAT



6.11 KITCHEN MIXER (PREP BOWL)

AREA: SCULLERY

PRODUCT SPEC: DÉCOR KITCHEN MIXER 260 SWIVEL SPOUT HANSGROHE

SIZE: 237mm x 104mm x 338mm

FINISH: CHROME

SUPPLIER: ON TAP PLUMBING & BATHROOMS



6.12 SINK (DOUBLE)

AREA: SCULLERY

PRODUCT SPEC: SELENE SLX110-40 UNDERSLUNG SINK FRANKE

SIZE: 428mm x 428mm x 190mm

FINISH: CHROME

SUPPLIER: ON TAP PLUMBING & BATHROOMS



FINISHES SPECIFICATION
96 NEWLANDS AVENUE, NEWLANDS



6. SANITARY WARE

6.13 SINK MIXER

AREA: KITCHEN

PRODUCT SPEC: DÉCOR KITCHEN MIXER PULL-ROD-OUT HANSGROHE

SIZE: 272mm x 104mm x 411mm

FINISH: CHROME

SUPPLIER: ON TAP PLUMBING & BATHROOMS



6.14 PREP BOWL

AREA: KITCHEN

PRODUCT SPEC: SELENE SLX110-40 UNDERSLUNG SINK FRANKE

SIZE: 428mm x 428mm x 190mm

FINISH: CHROME

SUPPLIER: ON TAP PLUMBING & BATHROOMS

