



DEVELOPMENTS

# LONGMARKET MEWS

FINISHING SCHEDULE



HEAD OFFICE **021 433 2580**

[dgproperties.co.za](http://dgproperties.co.za)



## DEVELOPMENTS

### COMPANY PARTICULARS

Established in 2002, DG Properties has proven to be a true real estate success story. The DG name has become synonymous with the proficient and effective marketing and selling of premium grade properties in Cape Town and particularly the sought-after Atlantic Seaboard. DG currently have offices in high profile positions in Sea Point and Southern Suburbs.

DG Properties prides itself on its unique and focused approach to marketing and sales, providing a comprehensive and tailored solution to ensure that sales occur at the optimum price within a compressed space of time. The company utilizes an evolved and distinctive sales force of highly adept and skilled sales agents who are selected for their extensive experience, professionalism and successful track records.

Headed by Managing Director Alexa Horne, DG Properties has a dedicated in-house marketing department ensuring that focused and specialized marketing strategies are implemented. The powerful proprietary DG database combined with its eye-catching and prominent advertising, both in print and digital media, together with our visible network of sales offices support our strong performance on the Western Cape's Atlantic Seaboard, Southern Suburbs, Western Seaboard and surrounding areas.

DOGON GROUP (PTY) LTD  
REGISTRATION NO: 2002/020365/07  
REGISTERED WITH THE PPRA - FFC No. F110941  
ALEXA HORNE (MANAGING DIRECTOR)

P O BOX 605 SEA POINT 8060  
THE KINGS, 101 REGENT ROAD  
SEA POINT, SOUTH AFRICA  
TEL +27 21 433 2580  
FAX +27 21 433 2781

### SALES AGENTS



PAUL UPTON  
**071 610 8088**  
paul@dgproperties.co.za

Registered with the PPRA - Full Status Agent - FFC No. 0525859











LESLEY RENSBURG  
**061 439 8225**  
lesley@dgproperties.co.za




Registered with the PPRA - Full Status Agent - FFC No. 1152541

HEAD OFFICE **021 433 2580**





**d g p r o p e r t i e s . c o . z a**

**LONGMARKET STREET  
ANNEXURE  
FINISHES DOCUMENT - Rev 01**

	SUPPLIER	NAME AND SIZE	COST ESTIMATE	SPEC	IMAGE
<b>BASEMENT LEVEL</b>					
FLOOR SCREED	CONTRACTOR	POWER FLOATED CONCRETE SURFACE BED			
WALL FINISH	CONTRACTOR	BAGGED AND PAINTED IN WHITE, REFER TO PAINT SPEC			
STAIRS	LIMEGREEN	<b>TILE</b> : CONCRETE LOOK 600X600 PORCELAIN (LOCAL)	R169 p/m <sup>2</sup>	DAMSTONE MEDIUM GREY	
STAIR BALUSTRADE/RAILING		<b>STEEL FLAT BAR</b> : GALVANISED MILD STEEL FLAT BAR HANDRAILS & GALVANISED MILD STEEL VERTICAL RODS. (POSSIBLY POWDERCOAT)			
<b>RESIDENTIAL LEVELS</b>					
APARTMENT FLOOR TILES - DARK PALETTE	LIMEGREEN	<b>TILE</b> : CONCRETE LOOK 600X600 PORCELAIN (LOCAL)	R169 p/m <sup>2</sup>	DAMSTONE MEDIUM GREY	
APARTMENT FLOOR TILES - LIGHT PALETTE	LIMEGREEN	<b>TILE</b> : CONCRETE LOOK 600X600 PORCELAIN (LOCAL)	R169 p/m <sup>2</sup>	DAMSTONE LIGHT GREY	
APARTMENT - TIMBER OPT - DARK PALETTE	OGGIE OR SIMILAR	<b>ENGINEERED TIMBER</b> : 14/3X260X2200			
APARTMENT - TIMBER OPT - LIGHT PALETTE	OGGIE OR SIMILAR	<b>ENGINEERED TIMBER</b> : 14/3X260X2200			









KITCHEN SPLASHBACK TILES - DARK PALETTE	LIMEGREEN	GREY MATT CERAMIC TILE 100X300	R289 p/m <sup>2</sup>	KCTH GR MT 100 x 300	
KITCHEN SPLASHBACK TILES - LIGHT PALETTE	LIMEGREEN	POLAR WHITE MATT WHITE CERAMIC TILE. 100x300	R289 p/m <sup>2</sup>	KCTH WH MT 100 x 300	
STAIR FINISH		TO MATCH UNIT FLOOR FINISH			
STAIR BALUSTRADE - STEEL		<b>STEEL FLAT BAR:</b> MILD STEEL FLAT BAR HANDRAILS. (POSSIBLY POWDERCOAT)			
SKIRTINGS - GENERAL		22 X 44 TIMBER PAINTED			
SKIRTINGS - BATHROOMS		50mm TILE SKIRTING TO MATCH FLOOR TILE			
WALL FINISH		PLASTERED AND PAINTED IN WHITE, REFER TO PAINT SPEC			

### BALCONY & EXTERNAL WALKWAYS

FLOOR FINISH - COMMUNAL WALKWAYS	LIMEGREEN	<b>TILE :</b> CONCRETE LOOK 600X600 PORCELAIN (LOCAL)	R169 p/m <sup>2</sup>	DAMSTONE MEDIUM GREY	
BALCONY TILES - DARK PALETTE	LIMEGREEN	<b>TILE :</b> CONCRETE LOOK 600X600 PORCELAIN (LOCAL)	R169 p/m <sup>2</sup>	DAMSTONE MEDIUM GREY	
BALCONY TILES - LIGHT PALETTE	LIMEGREEN	<b>TILE :</b> CONCRETE LOOK 600X600 PORCELAIN (LOCAL)	R169 p/m <sup>2</sup>	DAMSTONE LIGHT GREY	
BALCONY BALUSTRADES		<b>STEEL FLAT BAR:</b> GALVANISED MILD STEEL FLAT BAR HANDRAILS & GALVANISED MILD STEEL VERTICAL RODS. (POSSIBLY POWDERCOAT)			
WALL FINISH		PLASTER AND PAINTED/BAGGED AND PAINTED IN WHITE. REFER TO PAINT SPEC			

### KITCHEN APPLIANCES & JOINERY

CUPBOARDS		LOCAL - DUCO SPRAY FINISH			
COUNTERTOPS		20mm CAESARSTON OR SIMILAR			

HOB	BOSCH	GAS HOB 60cm STAINLESS STEEL			
OVEN	BOSCH	BUILT-IN OVEN 60x60cm			
EXTRACTOR	BOSCH	WALL-MOUNTED EXTRACTOR HOOD 60cm - STAINLESS STEEL			
BEDROOM CUPBOARDS		LOCAL - DUCO SPRAY FINISH			
BATHROOM VANITIES		LOCAL - TIMBER VENEER			
BATHROOM VANITY TOPS		20mm CAESARSTON OR SIMILAR			
BATHROOM VANITY MIRRORS		VANITY MIRRORS			
<b>PLUGS/ SWITCHES/ INTERCOM/ OTHER</b>					
SWITCHES		LE GRAND ARTEOR WHITE			
SWITCHED SOCKETS					
<b>PLUMBING &amp; SANITARYWARE</b>					
BATH	ITALTILE	BETTA BATHS - MELISSA WHITE ACRYLIC BUILT IN BATH 1694x796x610mm	R3 375		
SHOWER CHANNEL	ITALTILE	WIRQUIN TWISTO CHROME SQUARE HIGH FLOW SHOWER WASTE	R659		
SHOWER HEAD	ITALTILE	ALMAR ECOAIR EMOTION ROUND ABS WHITE FACE SHOWER HEAD 130mm	R749		

SHOWER MIXER	ITALTILE	TIVOLI ARTIC BATH/SHOWER MIXER INCLUDING CONCEALED PART	R999		
SHOWER DOORS & SCREENS		FIXED PANEL WALK IN SHOWERS			
BATHROOM BASIN	CAPE PLUMBING & BATHROOM SUPPLIES	DURAVIT - VERO AIR WASHBOWL			
BASIN MIXER	CAPE PLUMBING & BATHROOM SUPPLIES	HANSGROHE MYSPORT BASIN MIXER SINGLE LEVER L			
WC	PLUMBIT ONLINE	DURAVIT STARCK WALL MOUNTED PAN 365x540mm WHITE ALPIN			
FLUSH PLATE	PLUMBIT ONLINE	GEBERIT ACT PLATE SIGMA 30	R1 432		
KITCHEN SINK - OPTION 1	ITALTILE	FRANKE CASCADE DOUBLE END BOWL SINK 1200x500x157mm	R2 790		
KITCHEN SINK - OPTION 2	ITALTILE	FRANKE GRACE DRAINER STAINLESS STEEL SINK 1160x510x200mm	R5 990		
KITCHEN MIXER	ITALTILE	TIVOLI ARTIC PILLAR TYPE KITCHEN SINK MIXER	R1 499		
<b>SIGNAGE</b>					
MAIN SIGNAGE TO BUILDING		AS PER ARCHITECT'S DETAILS			

UNIT NUMBERS		1x NUMBER FOR EACH UNIT			
FIRE ESCAPE SIGNAGE		AS PER SPECIALIST REQUIREMENTS & FIRE PLANS			